


## Hobbs' Food Poisoning and Food Hygiene




v pevné vazbě, 360 stran  
vyd. CRC Press, 7.vydání, XI/2017  
ISBN 9781138454903

katalog.cena cca 4.700 Kč vč.DPH  
v této nabídce **3.760 Kč** vč.DPH

This unique textbook takes a holistic approach to food poisoning and food hygiene, explaining in clear and non-technical language the causes of food poisoning with practical examples from 'real-life' outbreaks. Now in its seventh edition, the book retains its longstanding clarity, while being completely revised and updated by a new team of editors and contributing authors. Hobbs' Food Poisoning and Food Hygiene gives the reader a practical and general introduction to the relevant micro-organisms that affect food in relation to food safety and foodborne illness.

Emphasis is given to the main aspects of hygiene necessary for the production, preparation, sale and service of safe food. Information about the behaviour of microbiological agents in various foods, their ability to produce toxins and the means by which harmful organisms reach food is applied to manufacture and retail procedures, and to equipment and kitchen design. For the first time the book includes coverage of waterborne infections and sewage and, through judicious selection of case examples, indicates the global nature of food and water hygiene today. The contribution of different professional groups to the control of food- and waterborne organisms is also recognized. This book remains an essential course text for students and lecturers dealing with food science, public health, microbiology, environmental health and the food service industry. It also serves as an invaluable handbook for professionals within the food industry, investigators, researchers in higher education and those in the retail trade.

## Ecology and Evolution of Infectious Diseases




v měkké vazbě, 336 stran  
vyd. Oxford University Press, VI/2018  
ISBN 9780198789840

katalog.cena cca 1.140 Kč vč.DPH  
v této nabídce **930 Kč** vč.DPH

In recent years, the ecology and evolution of infectious diseases has been studied extensively and new approaches to the study of host-pathogen interactions continue to emerge. At the same time, pathogen control in low-income countries has tended to remain largely informed by classical epidemiology, where the objective is to treat as many people as possible, despite recent research suggesting new opportunities for improved disease control in the context of limited economic resources. The need to integrate the scientific developments in the ecology and evolution of infectious diseases with public health strategy in low-income countries is now more important than ever.

This novel text uniquely incorporates the latest research in ecology and evolutionary biology into the discussion of public health issues in low-income countries. It brings together an international team of experts from both universities and health NGOs to provide an up-to-date, authoritative, and challenging review of the ecology and evolution of infectious diseases, focusing on low-income countries for effective public health applications and outcomes. It discusses a range of public health threats including malaria, TB, HIV, measles, Ebola, tuberculosis, influenza and meningitis among others.

## Infectious Disease Diagnosis



v pevné vazbě, 272 stran  
vyd. Springer, XI/2017  
ISBN 9783319649054

katalog.cena cca 3.150 Kč vč.DPH  
v této nabídce **2.490 Kč** vč.DPH

This text uses cases to illustrate differential diagnoses of various infectious diseases. Unlike any other book on the market, this book is specifically designed for ease of use and can cater to a variety of medical professionals and their needs. The text features brief cases that allow for quick readability, an appendix particularly designed for cross-referencing cases with common symptoms, exposures, and putative diagnoses, bulleted conclusion points, and differential diagnoses tables.

Each case is written by an expert in the field and includes a discussion that leads the reader through the logical process of deduction to narrow the diagnosis as well as the laboratory testing, physical examination findings, and elements of the patient's history and exposures utilized to make a diagnosis. Chapters conclude with a focused review on a specific topic related to diagnosis, treatment, or prognosis that the case illustrates, including references for further reading on the topics from the literature. The Infectious Disease Diagnosis is an outstanding resource for infectious disease specialists, internal medicine physicians, emergency room staff, primary care and general practice physicians, family practitioners, consultants in infectious disease, medical students, residents, fellows, and trainees who diagnose patients.

## Epigenetics of Infectious Diseases




v pevné vazbě, 277 stran  
vyd. Springer, VI/2017  
ISBN 9783319550190

katalog.cena cca 4.580 Kč vč.DPH  
v této nabídce **3.660 Kč** vč.DPH

The present volume of Epigenetics and Human Health is devoted to the patho-epigenetics of viral and microbial infections, an exciting new field of disease-related epigenetic research. As recognized during the past years, epigenetic reprogramming of pathogen and host genome functions - the latter frequently induced by pathogens - plays an important role in many infectious processes. Beyond their immediate relevance for pathogen proliferation and obligatorily associated symptoms, such alterations frequently contribute to severe additional complications, such as the development of immunodeficiency, cancer and various chronic disorders.

This holds in particular for epigenetic dysregulation of host gene expression induced by latent infections. The present book summarizes current knowledge of the mechanisms underlying epigenetic changes caused by viral, bacterial, fungal and protozoan infections and their impact on human health.

## Diagnostic Pathology of Infectious Disease



v pevné vazbě, 712 stran  
vyd. Elsevier, 2.vydání, VI/2017  
ISBN 9780323445856

katalog.cena cca 5.550 Kč vč.DPH  
v této nabídce **4.550 Kč** vč.DPH

Comprehensive and up to date, the Second Edition of Diagnostic Pathology: Infectious Disease, by Dr. Richard Kradin, is an invaluable tool for the accurate diagnosis of any infectious disease?from the common to the most challenging. The organ-based format makes it an especially useful tool for surgical pathologists' daily diagnostic and management issues. High-quality, full-color illustrations and differential diagnosis tables accompany each lesion, clearly depicting how to recognize the morphology of organisms and the spectrum of histological responses that they may cause. Addresses the most difficult diagnostic issues that practicing or trainee surgical pathologists face when handling infectious disease tissue specimens. Highlights morphological characteristics and landmarks of tissue samples for easy access to information necessary for signing out a specimen. Emphasizes the host responses critical in differential diagnosis to serve as a second opinion when non-infectious diagnoses mimic and confound the diagnosis of infection. Completely revised with the latest diagnostic support and hot topics in the field: A new chapter on novel techniques in microbiology A new chapter on eye infections New coverage of immunohistochemical staining and other molecular diagnostic techniques New discussions of human papillomavirus, a critical tool in predictive cancer screening New information on infections in the immunocompromised host and related special considerations Expert Consult eBook version included with purchase.

## Principles and Practice of Pediatric Infectious Diseases




v pevné vazbě, 1688 stran  
vyd. Elsevier, 5.vydání, VIII/2017  
ISBN 9780323401814

katalog.cena cca 6.190 Kč vč.DPH  
v této nabídce **4.990 Kč** vč.DPH

Comprehensive in scope, yet concise and easy to manage, Principles and Practice of Pediatric Infectious Diseases, 5th Edition, by Drs. Sarah Long, Charles Prober, and Marc Fischer, is your go-to resource for authoritative information on infectious diseases in children and adolescents. A veritable "who's who" of global authorities provides the practical knowledge you need to understand, diagnose, and manage almost any pediatric infectious disease you may encounter. Features a consistent, easy-access format with high-yield information boxes, highlighted key points, and an abundance of detailed illustrations and at-a-glance tables. Allows quick look-up by clinical presentation, pathogen, or type of host. Includes coverage of the latest vaccine products, recommendations, and effectiveness as well as expanded diagnostics and therapies for autoinflammatory/periodic fever syndromes. Covers emerging viruses such as Zika, Ebola, and EV-D68, as well as infectious risks of immunomodulating drugs and expanding antimicrobial resistance patterns. Discusses expanding antimicrobial resistance patterns and new therapies for viral and fungal infections and resistant bacterial infections. Expert Consult eBook version included with purchase. This enhanced eBook experience allows you to search all of the text, figures, images, videos (including video updates), glossary, and references from the book on a variety of devices.

## Infectious Diseases: Geographic Guide




v měkké vazbě, 520 stran  
vyd. John Wiley & Sons, 2.vydání,  
IV/2017  
ISBN 9781119085720

katalog.cena cca 2.440 Kč vč.DPH  
v této nabídce **1.950 Kč** vč.DPH

The second edition of this concise and practical guide describes infections in geographical areas and provides information on disease risk, concomitant infections (such as co-prevalence of HIV and tuberculosis) and emerging bacterial, viral and parasitic infections in a given geographical area of the world.

- \* Geographic approach means that it's the only book to guide the health care worker towards a diagnosis based on the location of symptoms and travel history by encouraging the question where have you been?
- \* New content covering MERS, Ebola, Zika, and infections transmitted during air and maritime travel
- \* Covers the major infectious disease outbreaks framed in their geographic setting such as H7N9 bird flu influenza, H1N1, Ebola, and Zika
- \* Outstanding international editor team with vast experience on various international infectious disease and as journal editors and key leaders in infection surveillance

## Atlas of Infectious Disease Pathology



v pevné vazbě, 258 stran  
vyd. Springer, IV/2017  
ISBN 9783319547015

katalog.cena cca 3.440 Kč vč.DPH  
v této nabídce **2.690 Kč** vč.DPH

Infectious diseases may be encountered in nearly every aspect of pathology. This atlas provides an informative reference for the identification of the common and esoteric pathogens, presenting in a wide array of specimen types. The focus of the presented images is on the hematoxylin and eosin-stained appearances of these infections and highlight common special stains that can be used to aid in the diagnosis of the infectious agent.

Where appropriate, commentary regarding additional testing such as immunohistochemistry and molecular-based methods is supplied. The Atlas of Infectious Disease Pathology is organized primarily by pathogen type followed by discussion of the various manifestations that may occur in individual organ systems. The reader will be provided with a comprehensive overview of the histopathology of the majority of infectious diseases encountered in general and subspecialty practice alike.